

Chrome / Edge 區域網路存取權檢查設定

自從瀏覽器升級到版本 **Chrome 142 / Edge 143** 後*，預設會強制執行區域網路存取檢查 (Local Network Access Check)。此檢查會限制網頁透過 Web 連線方式存取區域網路內的資源，包括金融載具跨瀏覽器元件透過運行本地伺服器提供的介接功能也會受到限制。為了避免這項限制導致金融載具跨瀏覽器元件無法正常運作，請參考以下步驟。

Chrome(官方說明)

*<https://developer.chrome.com/blog/-network-access>

Edge(官方說明)

*<https://learn.microsoft.com/zh-tw/deployedge/microsoft-edge-relnote-stable-channel>

備註:第一次開啟瀏覽器，如果有出現是否封鎖〔中國信託..等網站〕，請點”允許”

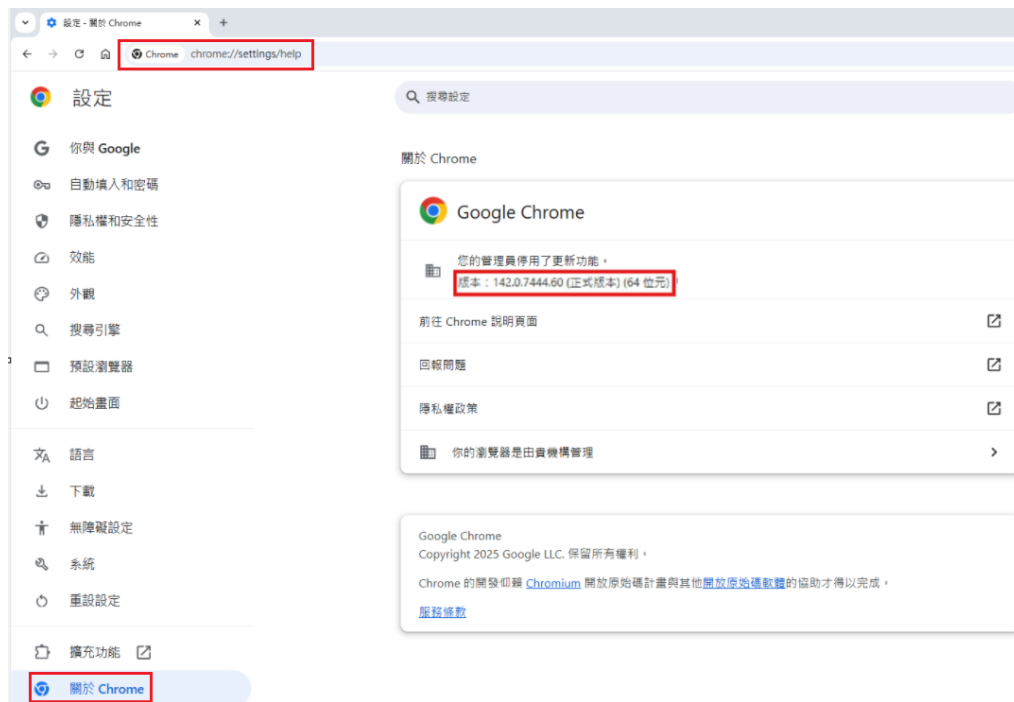


請依據瀏覽器版本參考以下章節選擇對應設定。

1. 如何確認瀏覽器版本。

請在瀏覽器的網址列輸入(`chrome://settings/help` 或 `edge://settings/help`)

Chrome (`chrome://settings/help`)



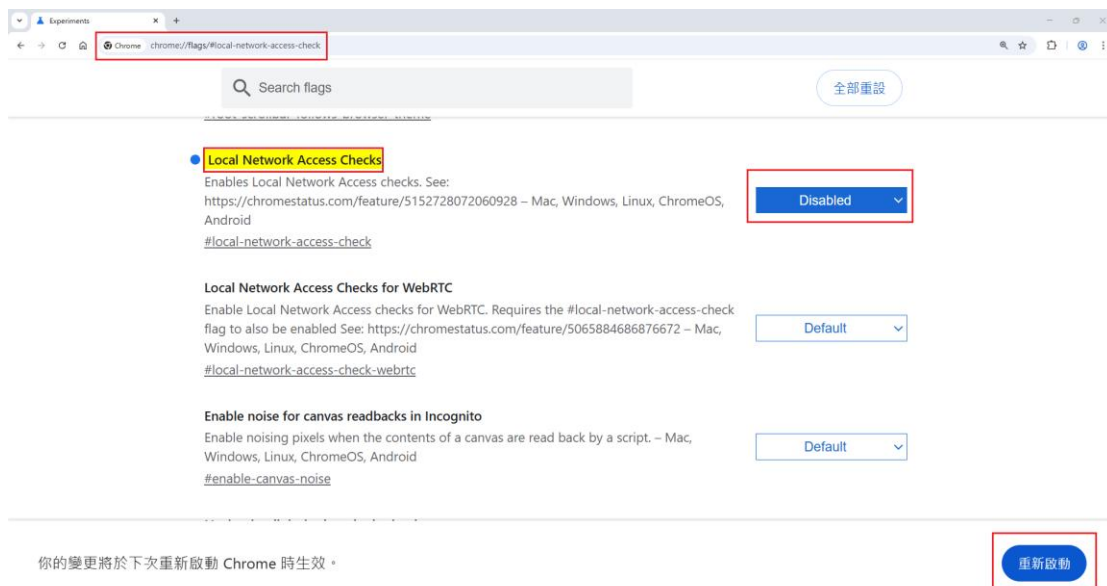
Edge (`edge://settings/help`)



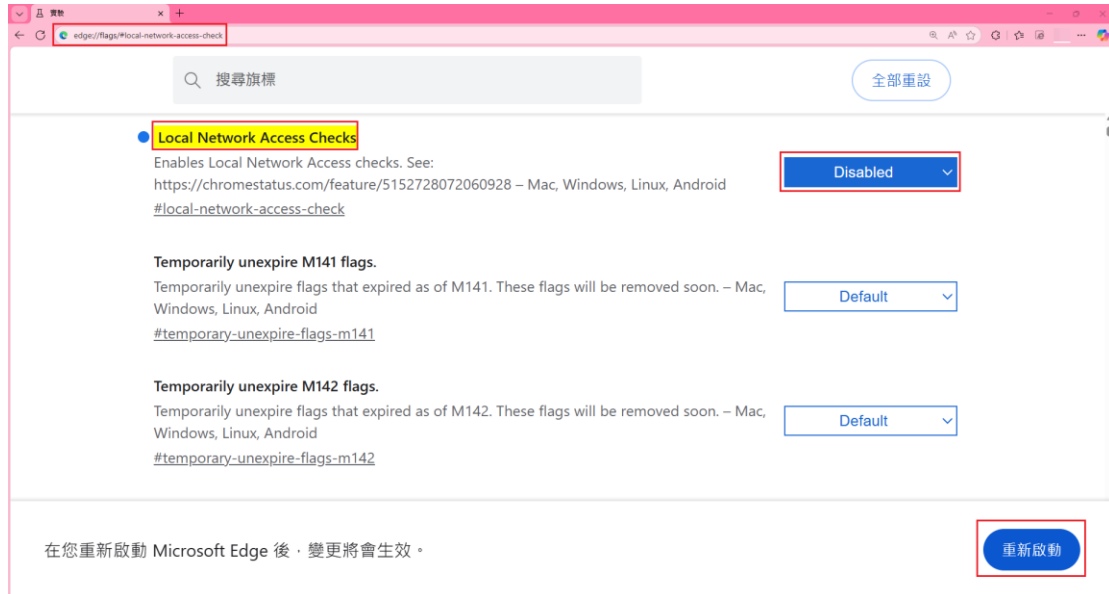
開啟方式:

1. 請在瀏覽器的網址列輸入「chrome://flags/#local-network-access-check 或 edge://flags/#local-network-access-check」，將「Local Network Access Checks」設定變更為「Disabled」，並重新啟動瀏覽器。

Chrome (chrome://flags/#local-network-access-check)



Edge (edge://flags/#local-network-access-check)



The screenshot shows the Microsoft Edge flags page for the 'Local Network Access Checks' flag. The flag is currently set to 'Disabled'. Below it are two other flags: 'Temporarily unexpire M141 flags' and 'Temporarily unexpire M142 flags', both set to 'Default'. A '重新啟動' (Restart) button is located at the bottom right of the page.

搜尋旗標 全部重設

- Local Network Access Checks**
Enables Local Network Access checks. See: <https://chromestatus.com/feature/5152728072060928> – Mac, Windows, Linux, Android
[#local-network-access-check](#) Disabled
- Temporarily unexpire M141 flags.**
Temporarily unexpire flags that expired as of M141. These flags will be removed soon. – Mac, Windows, Linux, Android
[#temporary-unexpire-flags-m141](#) Default
- Temporarily unexpire M142 flags.**
Temporarily unexpire flags that expired as of M142. These flags will be removed soon. – Mac, Windows, Linux, Android
[#temporary-unexpire-flags-m142](#) Default

在您重新啟動 Microsoft Edge 後 · 變更將會生效 · 重新啟動